



# FC5 series

Photoelectric fork for objects detection without regulation



## features

- Plug and Play without adjustment
- High power RED LED emission
- Minimum size object detection 0,8 mm
- Metal housing
- Connettore M8 a 3 pins
- LED Indicator high visibility
- Switching frequency 4 KHz
- -10...+60 °C operating temperature range
- 3 wires: PNP or NPN, LO or DO



## web contents

- Application notes
- Photos
- Catalogue / Manuals



fork for objects detection without regulation

## code description

FC5 R / D P - 05 06 - 1 F

series	FC5	Fork detection for objects
emission	R	LED red emission
light / dark	D	Dark ON
	L	Light ON
PNP / NPN output	P	PNP digital output
	N	NPN digital output
width slit detection	05	Width slit detection 50 mm
	08	Width slit detection 80 mm
	12	Width slit detection 120 m
depth slit detection	06	Depth slit detection 40 mm
	12	Depth slit detection 124 mm
housing	1	Metal housing - aluminium
plug	F	Plug M8 3 pin

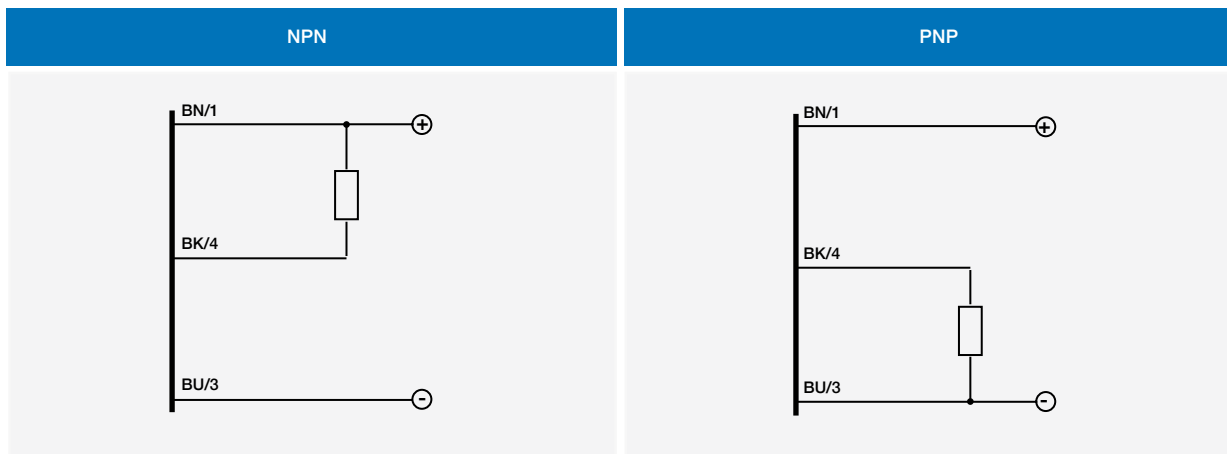
## available models

supply	installation	width (mm)	depth (mm)	LO		DO	
				NPN	PNP	NPN	PNP
12...24 Vdc	M8 3 pins	50	60	FC5R/LN-0506-1F	FC5R/LP-0506-1F	FC5R/DN-0506-1F	FC5R/DP-0506-1F
		80		FC5R/LN-0806-1F	FC5R/LP-0806-1F	FC5R/DN-0806-1F	FC5R/DP-0806-1F
		120	124	FC5R/LN-1212-1F	FC5R/LP-1212-1F	FC5R/DN-1212-1F	FC5R/DP-1212-1F



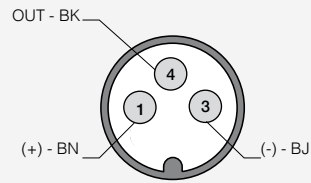
FC5R/**-**-**	
	
nominal sensing distance	50...120 mm
minimum detectable object	0.8 mm
emission	red LED, modulation of light
external lighth interference	10,000 lux (5,000 lux incandescent lamp)
operating voltage	12 ... 24 Vdc (with protection against reverse polarity)
max ripple content	10%
no-load supply current	≤ 20 mA
load current	100 mA
output voltage drop	≤ 1.5 V @ IL = 100 mA
switching frequency	4,000 Hz
power supply protections	inverse-polarity protected short-circuit output protected interference suppression.
temperature range	- 10 ...+ 60 °C
storage temperature	- 40 ...+ 80 °C
protection degree	IP67 (EN60529)
power on delay	150 ms max
housing material	painting aluminium and polyamide/glass
plug	M8 3 pin
weight (approximate)	80 ...190 g

## electrical diagrams of the connections



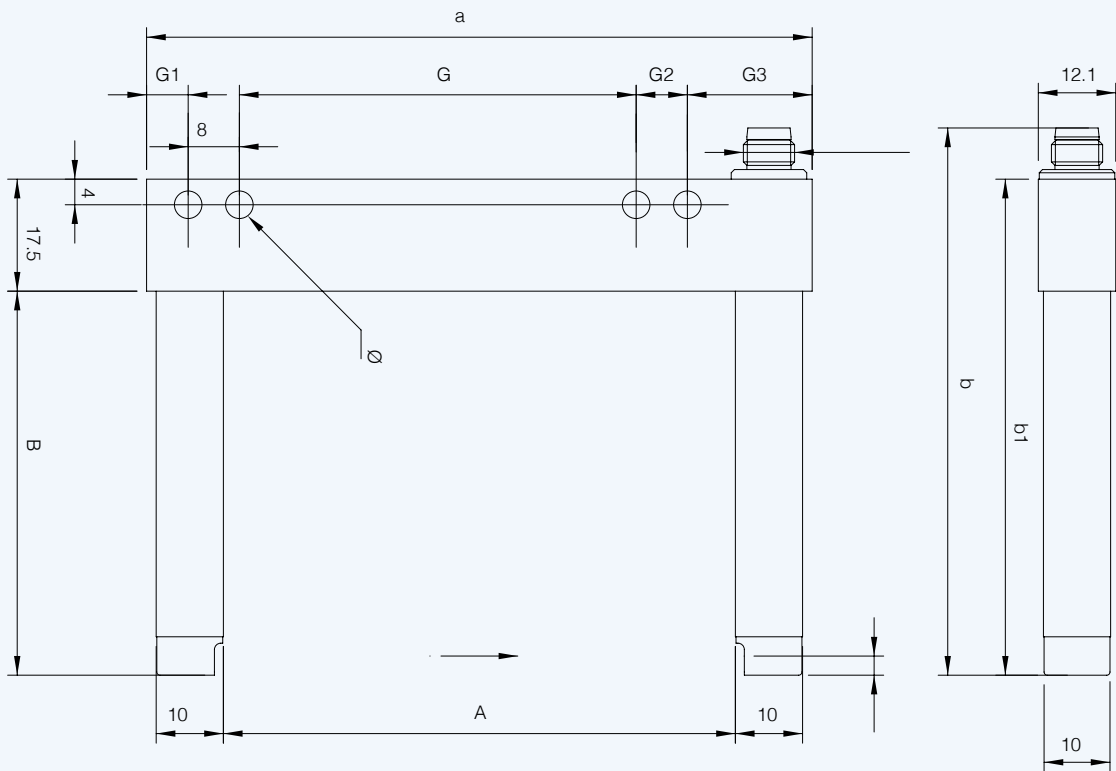
- BN** brown
- BU** blue
- BK** black
- WH** white
- PK** pink
- GY** gray

M8 FC5R/\*\*\_\*\*\_\*\*



dimensions (mm)

FC5R/\*\*\_\*\*\_\*\*



models	A (width slit detection)	B (depth slit detection)	a	b	b1	G	G1	G2	G3	Ø
FC5R/**-0506-1F	50	60	74	85.7	77.5	40	6.5	19.5	8 x 19.5	4 x 4.3
FC5R/**-0806-1F	80	60	104	85.7	77.5	70	6.5	19.5	8 x 19.5	4 x 4.3
FC5R/**-1212-1F	120	124.3	144	150.2	142	100	17	17	8 x 17	4 x 4.3